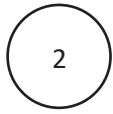


Practical Ring Size Guide

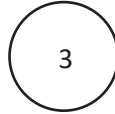
To find your USA size, place an existing ring over the number where the **inside of the ring** hides **almost all of the line**.

Once you know you know your USA size, simply go to the below table to convert into your region.

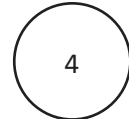
Note: Rounded up to nearest ¼ mm.




13 ¼



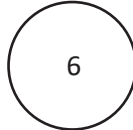
14



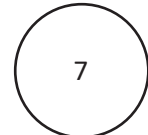
15




15 ¾



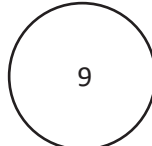
16 ½



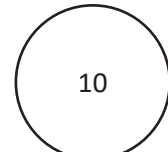
17 ¼



18



19



20

Print Actual Size: Once printed verify it is “**actual size**” by measuring a circle with a ruler.

Printing: Uncheck “print to fit” & Make sure “no scaling” or “print 100%” or “actual size” is selected

International Practical Ring Size Chart

USA	mm	Australia, UK, NZ	European
2	13 ¼	D	42
3	14	F	44
4	15	H	47
5	15 ¾	K	49
6	16 ½	M	52
7	17 ¼	O	55
8	18	Q	57
9	19	R or S	60
10	20	U	62

Note: Rounded up to nearest size